


R | O | D | A

EDEN Sofa composition batyline

design RODOLFO DORDONI



DESCRIPTION

Sofa composition for outdoor use.

STRUCTURE

AISI 304 stainless steel frame treated with electrostatic powder painting with polyester base that gives more protection from scratches and also the final coloring to the product.

Teak wood is a natural weather resistant material with a compact structure, ideally suited for outdoor use. A number of brushing and coating cycles enhance its natural properties of impermeability and resistance to the atmospheric agents, while at the same time preserving and exalting its characteristic vein pattern. The special colour nuances obtained with this process give the wood a refined, stylish finish.

BATYLINE

Technical fabric made of a PVC-coated polyester wire grid bearing membrane. This material combines excellent technical performance with a high aesthetic value. The special textile construction makes it very resistant to weathering and ensures quick drying.

CUSHIONS

Standard or hydro draining

STORAGE COVER

Available

METAL



SMOKE


MILK

STRUCTURE



WR
TEAK

BATYLINE



GREY

SAND

BROWN

BLUE

ORANGE

SKY

OLIVE

R | O | D | A

EDEN Sofa composition padded belt

design RODOLFO DORDONI



DESCRIPTION

Sofa composition for outdoor use.

STRUCTURE

AISI 304 stainless steel frame treated with electrostatic powder painting with polyester base that gives more protection from scratches and also the final coloring to the product.

Teak wood is a natural weather resistant material with a compact structure, ideally suited for outdoor use. A number of brushing and coating cycles enhance its natural properties of impermeability and resistance to the atmospheric agents, while at the same time preserving and exalting its characteristic vein pattern. The special colour nuances obtained with this process give the wood a refined, stylish finish.

PADDED BELT

The outer mesh consists of twisting of two twisted polyester threads of different colour that create a melange effect, while the padding is made up of a hydrodynamic polyester staple. The combination of these materials makes the padded tubular suitable for outdoor use and ensures softness, comfort and rapid drying.

CUSHIONS

Standard or hydro draining

STORAGE COVER

Available

METAL



SMOKE

MILK

STRUCTURE



WR
TEAK

PADDED BELT



GREY
SAND

GREY
BLUE

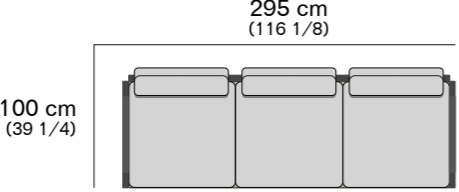
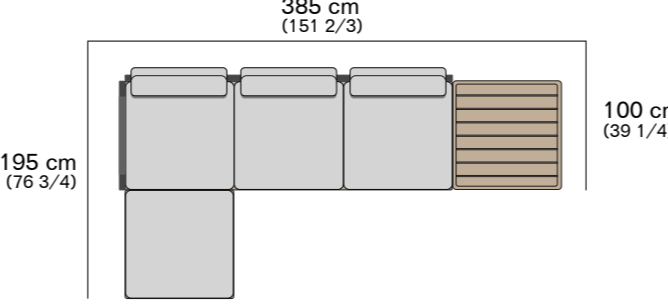
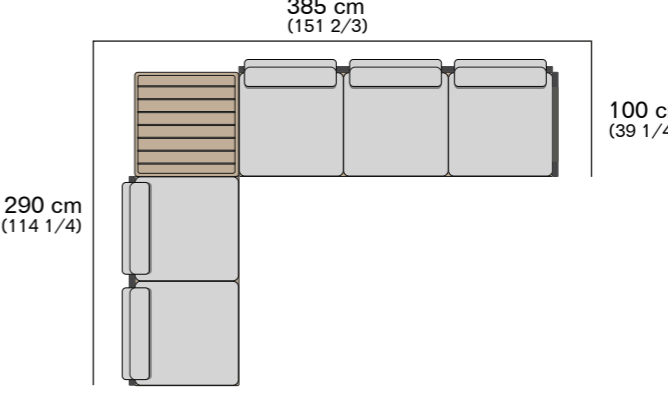
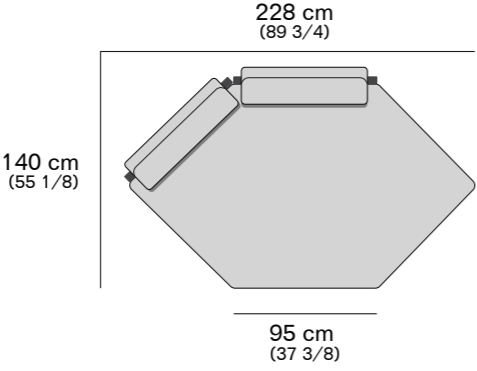
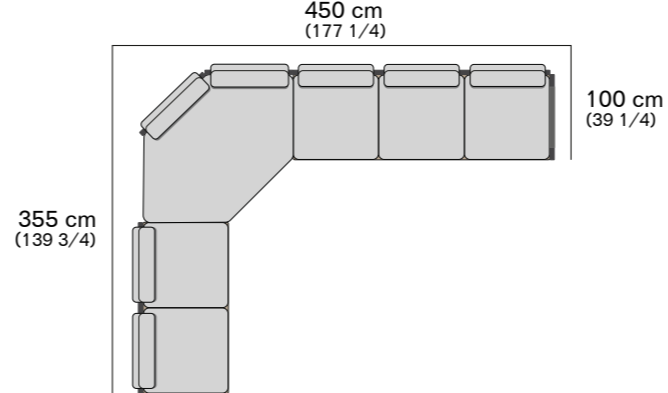
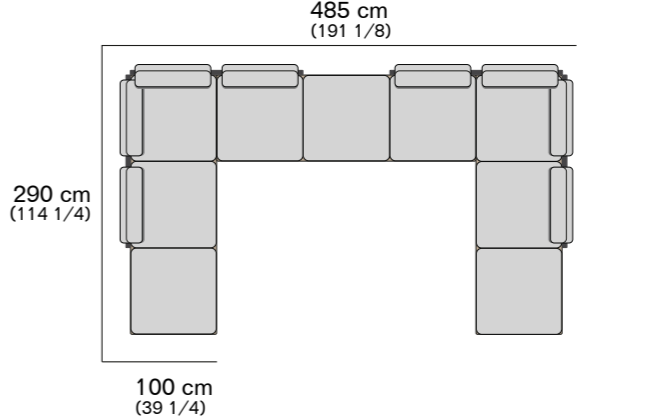
RODA

EDEN Sofa composition

 <p>EDEN 001 Seat module 95x95x h.40 cm</p>	 <p>66 (26) 18 (7 1/8) 22 (8 5/8) 100 (39 1/4) 95 (37 3/8)</p>	 <p>66 (26) 18 (7 1/8) 22 (8 5/8) 100 (39 1/4) 100 (39 1/4)</p>	 <p>66 (26) 18 (7 1/8) 22 (8 5/8) 100 (39 1/4) 100 (39 1/4)</p>	 <p>66 (26) 18 (7 1/8) 22 (8 5/8) 100 (39 1/4) 100 (39 1/4)</p>
 <p>EDEN 002 Seat module 95x190x h.40 cm</p>	 <p>66 (26) 18 (7 1/8) 22 (8 5/8) 100 (39 1/4) 190 (74 7/8)</p>	 <p>66 (26) 18 (7 1/8) 22 (8 5/8) 100 (39 1/4) 190 (74 7/8)</p>	 <p>18 (7 1/8) 22 (8 5/8) 66 (26) 95 (37 3/8) 195 (76 3/4)</p>	 <p>66 (26) 18 (7 1/8) 22 (8 5/8) 100 (39 1/4) 195 (76 3/4)</p>
	 <p>66 (26) 18 (7 1/8) 22 (8 5/8) 100 (39 1/4) 195 (76 3/4)</p>	 <p>66 (26) 18 (7 1/8) 22 (8 5/8) 100 (39 1/4) 190 (74 7/8)</p>	 <p>66 (26) 18 (7 1/8) 22 (8 5/8) 100 (39 1/4) 195 (76 3/4)</p>	 <p>66 (26) 18 (7 1/8) 22 (8 5/8) 100 (39 1/4) 195 (76 3/4)</p>
	 <p>66 (26) 18 (7 1/8) 22 (8 5/8) 100 (39 1/4) 200 (78 3/4)</p>			
 <p>EDEN 003 Seat module 95x285x h.40 cm</p>	 <p>66 (26) 18 (7 1/8) 22 (8 5/8) 100 (39 1/4) 285 (112 1/4)</p>	 <p>66 (26) 18 (7 1/8) 22 (8 5/8) 100 (39 1/4) 290 (114 1/4)</p>	 <p>66 (26) 18 (7 1/8) 22 (8 5/8) 100 (39 1/4) 290 (114 1/4)</p>	 <p>66 (26) 18 (7 1/8) 22 (8 5/8) 100 (39 1/4) 295 (116 1/8)</p>
	 <p>66 (26) 18 (7 1/8) 22 (8 5/8) 100 (39 1/4) 285 (112 1/4)</p>	 <p>66 (26) 18 (7 1/8) 22 (8 5/8) 100 (39 1/4) 285 (112 1/4)</p>	 <p>66 (26) 18 (7 1/8) 22 (8 5/8) 100 (39 1/4) 290 (114 1/4)</p>	 <p>66 (26) 18 (7 1/8) 22 (8 5/8) 100 (39 1/4) 290 (114 1/4)</p>
 <p>EDEN 004 Seat module 135x228x h.40 cm</p>	 <p>66 (26) 18 (7 1/8) 22 (8 5/8) 140 (55 1/8) 232 (91 3/8) 95 (37 3/8)</p>	 <p>66 (26) 18 (7 1/8) 22 (8 5/8) 140 (55 1/8) 232 (91 3/8) 95 (37 3/8)</p>	 <p>66 (26) 18 (7 1/8) 22 (8 5/8) 140 (55 1/8) 236 (92 7/8) 95 (37 3/8)</p>	 <p>66 (26) 18 (7 1/8) 22 (8 5/8) 140 (55 1/8) 236 (92 7/8) 95 (37 3/8)</p>
	 <p>66 (26) 18 (7 1/8) 22 (8 5/8) 140 (55 1/8) 228 (89 3/4) 95 (37 3/8)</p>			

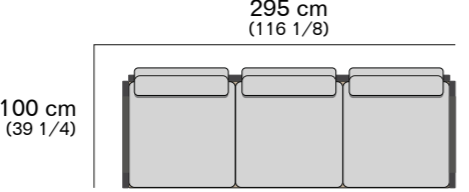
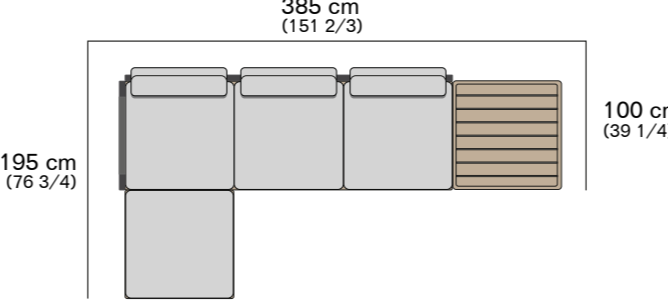
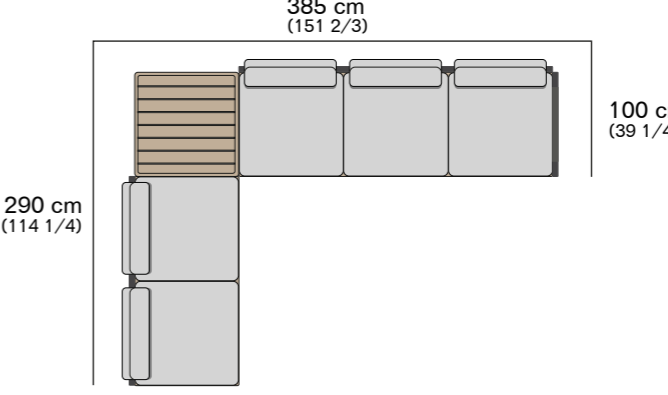
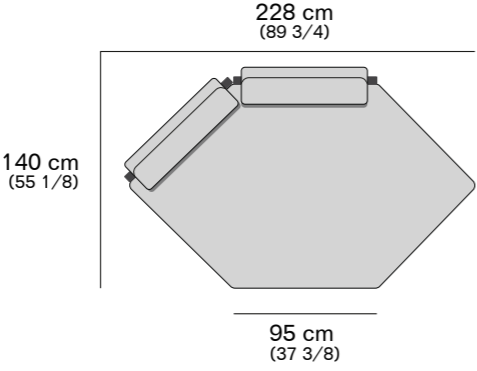
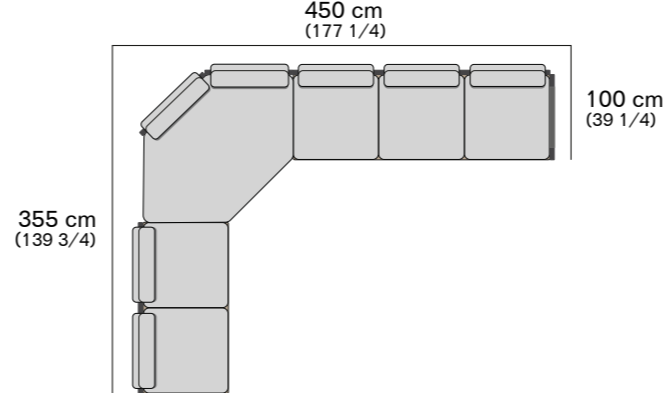
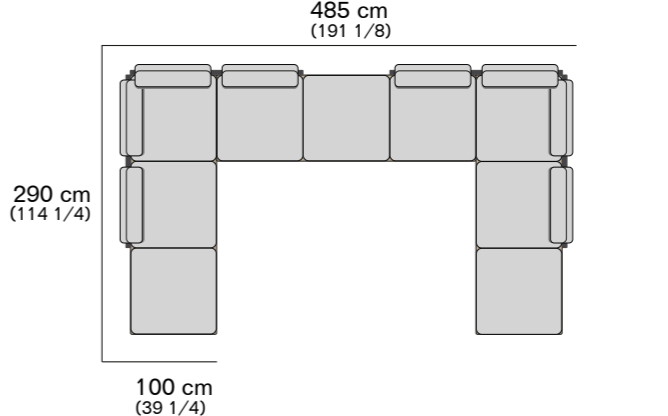
EDEN Sofa composition batyline

EDEN Composition example

 <p>n.01 / EDEN SOFA COMPOSITION</p> <ul style="list-style-type: none"> 1 x EDEN 003 module (285x95 cm) 3 x cushion EDEN seat 1 x EDEN 013 backrest (273x5 cm) 2 x EDEN 011 backrest (91x5 cm) 3 x cushion EDEN back 	 <p>n.02 / EDEN SOFA COMPOSITION</p> <ul style="list-style-type: none"> 2 x EDEN 002 module (195x95 cm) 4 x cushion EDEN seat 1 x EDEN 013 backrest (273x5 cm) 1 x EDEN 011 backrest (91x5 cm) 3 x cushion EDEN back 1 x EDEN 020 coffee table (95x95 cm) 	 <p>n.05 / EDEN SOFA COMPOSITION</p> <ul style="list-style-type: none"> 1 x EDEN 003 module (285x95 cm) 1 x EDEN 002 module (190x95 cm) 5 x cushion EDEN seat 1 x EDEN 020 coffee table (95x95 cm) 1 x EDEN 013 backrest (273x5 cm) 1 x EDEN 012 backrest (182x5 cm) 1 x EDEN 011 backrest (91x5 cm) 5 x cushion EDEN back
 <p>n.03 / EDEN SOFA COMPOSITION</p> <ul style="list-style-type: none"> 1 x EDEN 004 module (228x135 cm) 1 x cushion EDEN 004 seat 2 x EDEN 011 backrest (91x5 cm) 2 x cushion EDEN back 	 <p>n.04 / EDEN SOFA COMPOSITION</p> <ul style="list-style-type: none"> 1 x EDEN 003 module (285x95 cm) 1 x EDEN 004 module (228x135 cm) 1 x EDEN 002 module (190x95 cm) 5 x cushion EDEN seat 1 x cushion EDEN 004 seat 1 x EDEN 013 backrest (273x5 cm) 3 x EDEN 011 backrest (91x5 cm) 1 x EDEN 012 backrest (182x5 cm) 7 x cushion EDEN back 	 <p>n.06 / EDEN SOFA COMPOSITION</p> <ul style="list-style-type: none"> 3 x EDEN 003 module (285x95 cm) 9 x cushion EDEN seat 1 x cushion EDEN 004 seat 4 x EDEN 012 backrest (182x5 cm) 8 x cushion EDEN back

EDEN Sofa composition padded belt

EDEN Composition example

 <p>n.01 / EDEN SOFA COMPOSITION</p> <ul style="list-style-type: none"> 1 x EDEN 003 module (285x95 cm) 3 x cushion EDEN seat 1 x EDEN 213 backrest (273x5 cm) 2 x EDEN 211 backrest (91x5 cm) 3 x cushion EDEN back 	 <p>n.02 / EDEN SOFA COMPOSITION</p> <ul style="list-style-type: none"> 2 x EDEN 002 module (195x95 cm) 4 x cushion EDEN seat 1 x EDEN 213 backrest (273x5 cm) 1 x EDEN 211 backrest (91x5 cm) 3 x cushion EDEN back 1 x EDEN 020 coffee table (95x95 cm) 	 <p>n.05 / EDEN SOFA COMPOSITION</p> <ul style="list-style-type: none"> 1 x EDEN 003 module (285x95 cm) 1 x EDEN 002 module (190x95 cm) 5 x cushion EDEN seat 1 x EDEN 020 coffee table (95x95 cm) 1 x EDEN 213 backrest (273x5 cm) 1 x EDEN 212 backrest (182x5 cm) 1 x EDEN 211 backrest (91x5 cm) 5 x cushion EDEN back
 <p>n.03 / EDEN SOFA COMPOSITION</p> <ul style="list-style-type: none"> 1 x EDEN 004 module (228x135 cm) 1 x cushion EDEN 004 seat 2 x EDEN 211 backrest (91x5 cm) 2 x cushion EDEN back 	 <p>n.04 / EDEN SOFA COMPOSITION</p> <ul style="list-style-type: none"> 1 x EDEN 003 module (285x95 cm) 1 x EDEN 004 module (228x135 cm) 1 x EDEN 002 module (190x95 cm) 5 x cushion EDEN seat 1 x cushion EDEN 004 seat 1 x EDEN 213 backrest (273x5 cm) 3 x EDEN 211 backrest (91x5 cm) 1 x EDEN 212 backrest (182x5 cm) 7 x cushion EDEN back 	 <p>n.06 / EDEN SOFA COMPOSITION</p> <ul style="list-style-type: none"> 3 x EDEN 003 module (285x95 cm) 9 x cushion EDEN seat 1 x cushion EDEN 004 seat 4 x EDEN 212 backrest (182x5 cm) 8 x cushion EDEN back

R | O | D | A

FABRICS

DEW Cat. 1 / Cat. hydro 1



PARK Cat. 2 / Cat. hydro 2



SHORE Cat. 1 / Cat. hydro 1



LANE Cat. 2 / Cat. hydro 2



PANAMA Cat. 1 / Cat. hydro 1



SQUARE Cat. 2 / Cat. hydro 2



OXFORD Cat. 2 / Cat. hydro 2



WEAVE Cat. 2 / Cat. hydro 2

